



FLASH



Member since
1951

Volume 86 ISSUE 06 – April 2018

GREATER SAN ANTONIO CAMERA CLUB

WWW.GSACC.ORG

COMPETITION RESULTS


Page 2

Bill's Tips & Tricks

2 Articles this month!

Page 8

Jack Smith
1st place Monochrome
“The Eyes Have It”



April 2018 - DIGITAL Competition Images

PICTORIAL MONOCHROME

- 1st “The Eyes Have It” Jack Smith (cover photo)
- 2nd “Attack” John Kain
- 3rd “Rotunda” Brian Duchin
- HM “El Mercado Kids” Tim Kirkland
- HM “Gemini Series” Monique Sullivan

CREATIVE

- 1st “View Thru the Window” Peter Florczak
- 2nd “Cabbage” Peter Aradi
- 3rd “A Quarter Saved” Brian Duchin
- HM “Image Through a Store Window” Dick Boone
- HM “Lone Gull” John Kain

NATURE

- 1st “Clam Digging” Jack Smith
- 2nd “Big Horn Sheep” Ken Emerie
- 3rd “A Pair of Flamingos” Steve Manchester
- HM “Falcon Profile” John Kain
- HM “Pine Flowers” James Moseley

PICTORIAL COLOR

- 1st “Gyr Falcon” Ken Emerie
- 2nd “Alone in the Fog” Peter Florczak
- 3rd “Kayoto Aqueduct” Helga Anderson
- HM “Old Meets New” Brian Duchin
- HM “Sacred Heart Basilica” Steve Manchester

ASSIGNMENT

- 1st “First Responders” James Moseley
- 2nd “Burning Candle” Dick Boone
- 2nd “Evening by the Fire” Peter Florczak
- 3rd “Sparklers” Monique Sullivan
- HM “Flying Through Smoke and Fire” Brian Duchin
- HM “Nice Hot Cuppa” Trish Stone

Judges were Dick Boone, Steve Manchester,
and Robert Moreno

ASSIGNMENTS for 2018

Images submitted for this category must have been taken after January 1, 2018. Assignment subject must occupy approximately 25% of the image area except on subject where specifically waived.

January	Bottle(s)-limitless sizes, shapes, colors to use as a subject
February	Arches-three or more arches, natural or man-made
March	Tree(s)-venture outside to picture a tree, trees or a part of a tree
April	Hot/fire-depict fire or something hot
May	Missions-revisit the missions for a really different image, not the usual postcard shot
June	Automotive-Subject should be an object that moves itself- car, train, plane, boat --all or part of it
July	Fourth of July--Create a image that shows some patriotic theme. Does not need to be American Revolution in nature. NO Fireworks, please.
August	Time exposure-must be obvious that it is a time exposure. Image should include blurred movement that indicates it meets the assignment.
September	Sharp,-- any object containing sharp edges, points, etc.
October	Window(s)-an architectural element. View can be of either inside or outside of the window.
November	Iron-find an object made of iron/steel, new or rusty
December	Perspective-has leading lines that go to a diminishing point. Lines do not have to go all the way to the vanishing point



PICTORIAL

"Gyr Falcon" Ken Emerie



MONOCHROME (cover photo)

"The Eyes Have It" Jack Smith



NATURE

"Clam Digging" Jack Smith



ASSIGNMENT

"First Responders" James Moseley



CREATIVE

"View Thru the Window" Peter Florczak

April SHOWCASE --- Second Place DIGITAL Winners



MONOCHROME

"Attack" John Kain



ASSIGNMENT tied for 2nd Place

"Evening by the Fire" Peter Florczak



CREATIVE

"Cabbage" Peter Aradi



ASSIGNMENT tied for 2nd Place

"Burning Candle" Dick Boone



PICTORIAL

"Alone in the Fog" Peter Florczak



NATURE

"Big Horn Sheep" Ken Emerie



CREATIVE

"A Quarter Saved" Brian Duchin




PICTORIAL

"Kayoto Aqueduct" Helga Anderson



MONOCHROME

"Rotunda" Brian Duchin



ASSIGNMENT

"Sparklers" Monique Sullivan



NATURE

"A Pair of Flamingos" Steve Manchester

GSACC 911

GSACC Help Desk

Ever need help with post-processing software, general information or questions about your camera? Well, Greater San Antonio Camera Club (GSACC) members are here to help. We have put together a list of cameras and software and paired them with members to answer any questions you may have. All members listed can also answer questions about photography in general

Cameras

Canon

Bill Hunsicker: williamhunsickerii@gmail.com

Steve Manchester: manchesters@earthlink.net

Tim Kirkland: timkirkland250757@gmail.com

Fuji

Dick Boone-dickboone37@gmail.com

John Kain Art-by-John@att.net

Leica

Tim Kirkland: timkirkland250757@gmail.com

Nikon

Dick Boone-dickboone37@gmail.com

Jack Smith: smithsuncommonimages@hotmail.com

Ernie Clyma: eclyma@satx.rr.com

Olympus--OM-D Series

Bill Hunsicker: williamhunsickerii@gmail.com

Brian Duchin: bpduchin@gmail.com

Pentax-K Series

Brian Duchin: bpduchin@gmail.com

Peter Florczak: peterflorczak@gmail.com

Sony- A series

Peter Florczak: peterflorczak@gmail.com

Post Processing Software

Alien Skin

John Kain Art-by-John@att.net

Lightroom

Brian Duchin: bpduchin@gmail.com

Peter Florczak: peterflorczak@gmail.com

Bill Hunsicker: williamhunsickerii@gmail.com

Nik Software

John Kain Art-by-John@att.net

Peter Florczak: peterflorczak@gmail.com

ON1 Camera RAW

John Kain Art-by-John@att.net

Photoshop

Brian Duchin: bpduchin@gmail.com

Photoshop Elements

John Kain Art-by-John@att.net

Jack Smith: smithsuncommonimages@hotmail.com

Topaz Labs

John Kain Art-by-John@att.net



GREATER SAN ANTONIO CAMERA CLUB
GSACC

Possible new logo created by John Kain. What do you think? Comments.

GSACC Meeting Notes— April 5, 2018

- The meeting was called to order at 7:30 pm by president, Brian Duchin with 17 people in attendance.
- First order of business:
- April competition image submission date was changed to April 12th. Effective from now forward, all digital competition photos will be due a week ahead by Thursday noon. Please be diligent when sizing and following the digital submission procedure instructions on the website. Also, to avoid confusion when sending in the print photos digitally be consistent with the name of the photo.
- Second order of business:
- The annual end of year banquet will be May 3rd, 6:30 pm with a \$10 fee at the door. End of year awards will follow the dinner.
- Third order of business:
- Brian reminded all members to pay their dues to the city for the facility use. The annual fee is \$7 for people over 60 and \$15 for those who are under 60 years of age.
- Fourth order of business:
- From now forward there will not be photo eliminations during competitions. A low score of 5 will be given by judge/s with an explanation. Whether that photo can be resubmitted in another category again is under discussion.
- Guest speaker, Peter Aradi gave a wonderful Japan presentation. He talked about his photos of Japanese temples, tea houses, the country side and businesses, as well as, Japanese religious beliefs. It was educational and very enjoyable.
- The meeting adjourned at 9:20 pm.

Respectfully,

Paula Gorman Moseley

Dues are due in January of each year. Individual membership is \$30.00/year and family membership is \$40.00/year. Junior membership (high school and below) is \$11.00/year, and \$20.00/year for college students and non-traditional members. **Dues will be 1/2 of the above when joining in July or later.**

PLEASE NOTE that we will no longer pay the member dues to the Lions Club, which is currently \$7.00/yr. for members over 60 years, and \$15.00/yr. for those under 60 years. We had been giving a donation of \$250 a year to them, but they have told us that they want every member who uses their facility to pay dues, so we have dropped our donation.

MEMBER INFORMATION:

NAME _____

ADDRESS _____

CITY _____ STATE _____ ZIP _____

PHONE NUMBER(S) _____

E-MAIL _____

CIRCLE ONE:

INDIVIDUAL

FAMILY

STUDENT/NON-TRADITIONAL

JUNIOR

Rates: Individual: \$30/year. Couples/family: \$40/year. Student/non-traditional: \$20/year. Junior (junior high and below) \$11/year. Dues are half of the above when joining in July or later.



BILL'S PHOTOGRAPHY TIPS AND TRICKS

by William Hunsicker
whunsickerii@gmail.com

Lightroom Classic Version 7.3

Development Module Raw Profile Functions/Benefits

In my previous article, I told you about changes that had occurred to the Development Module. Here I want to discuss in more detail the Profile Function and how the changes might affect your workflow. Until this version, the default profile on import was Adobe Standard and hidden in the Camera Calibration submodule. The Adobe Standard profile was intended to alter your Raw file as little as possible from what your camera sensor captured. It usually appeared flat when compared to the Jpg that your camera might also produce. All Jpgs will have one of your camera profiles applied during creation. All Raw files have an imbedded Jpg thumbnail which can be displayed on your camera screen. When importing, you might have noticed what originally looked like a good image turn flat and lifeless as it loaded. The imbedded Jpg is first displayed by Lightroom until the much larger Raw file can be loaded

and the default profile applied. For images imported by Ver. 7.3 and later, the default profile has changed to



Adobe Color. Adobe Color is intended to more accurately depict what you saw when capturing the image.

In the image above, you can see one of my old images with the Adobe Standard profile (red box) in the Adobe Raw profile collection.

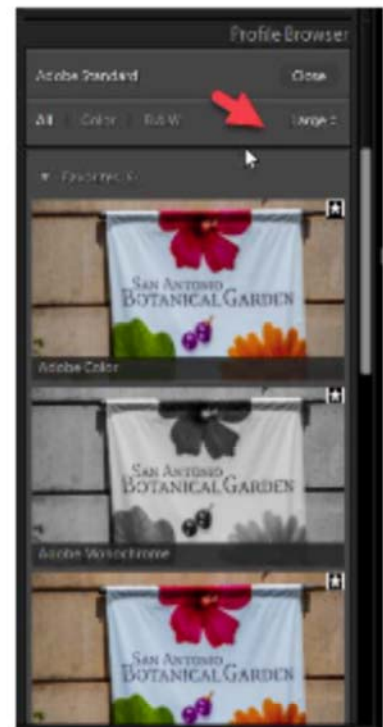


Snapshot 3

You can add/remove any of the provided profiles to your Favorites collection by clicking the star at the upper right of the selected thumbnail. The star will only appear on non-favorite thumbnails when you hover your mouse pointer over the desired thumbnail. When done, just click 'Close' at the top right of the Profile Browser. More information can be found at <https://helpx.adobe.com/lightroom/help/whats-new.html>.

Adobe says “For raw photos, you can choose one of the Adobe Raw profiles to get greater editing control with one-click profiles designed for color photos, monochromes, portraits, landscapes, and more. For both raw and non-raw photos, you can create a unique style or effect in your photo by choosing any of the creative profiles grouped under Artistic, B&W, Modern, and Vintage.

Applying a profile on your photo doesn't change or overwrite the value of other edit control sliders. Therefore, you can make edits to your photos as you like and then choose to apply a profile on top of your edited image.”



Snapshot 4

Lightroom Classic Version 7.3

Development Module Function Changes

(Available only to Creative Cloud Members)

There are some function changes in the Development Module of Version 7.3. Under the Calibration submodule The Process Version has been updated to Adobe's Version 4 to permit a slight increase in possible dynamic range from



Snapshot 1

Raw images. And the Tone Curve has been expanded in order to allow you to optimize your tone curve adjustments. The Dehaze slider that was in the Effects submodule has been moved up to the Basic submodule under the Presence grouping (Green arrow in Snapshot 1) for easier access.


The most expansive changes, however, occurred in the move of the Adobe/Camera Profile functions from the Calibration submodule to the Basic submodule. It's now located immediately below Temperature (See Snapshot 1). When you

click on the little 4-square icon on the right, you will discover a much expanded Profile Browser. To the left (Snapshot 2), you can see my Favorites expanded in list form, plus seven other possible collections of profiles. The six entries in Favorites are there because I starred those entries in the other collections. The 3 Profiles near the green pointer are for raw images. The 4 Profiles near to the yellow pointer are for both Jpg and raw files. You can get small visible thumbnails by selecting Grid instead of list (Snapshot 3). Or, if you need slightly larger thumbnails you can select Large instead of Grid (Snapshot 4). You can expand any of the profile collections and it will display your current image in the thumbnails. The Profiles effect is also displayed on the Main image when you hover over the thumbnail.



Snapshot 2

Here you can see the image split (Hot key-y) into Before and After. The Hot-

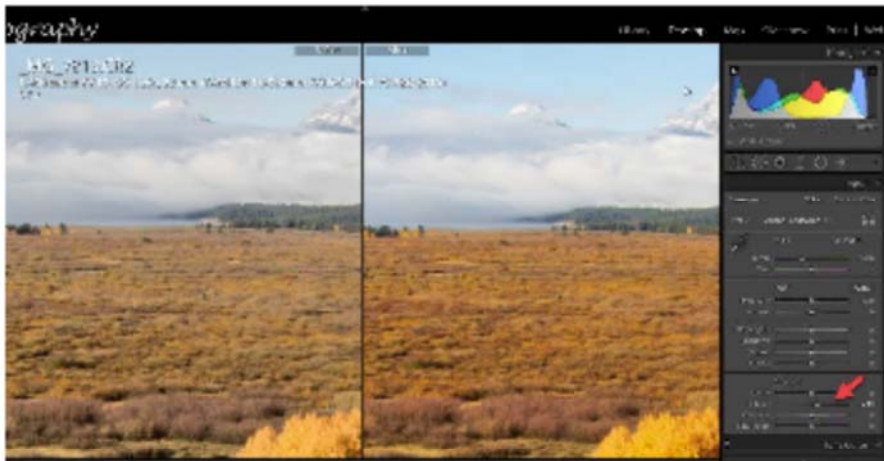


Key Y is a toggle, that can provide you a Before/After comparison.

The effect here is subtle, but with Adobe Color selected (red

arrow) the yellows are slightly richer, the contrast seems slightly improved. Seen full size, it seems a much better starting place for any editing. None of the sliders have been adjusted yet.

In the next, example, I have applied the Adobe Landscape profile, the detail is clearer still, the colors a little more saturated. It looks much closer to what I remember. Then I added a slight amount of Dehaze to clear up the clouds. I have zoomed in to make the effects more visible in this article.



The point of all this is that by putting Profile selection at the beginning of your workflow you can dramatically reduce the time required to edit your images.

Which may be why Adobe expanded and then moved the access to Profile selection to the top of the Basic submodule. More information can be found at <https://theblog.adobe.com/april-lightroom-adobe-camera-raw-releases-new-profiles>



1. All regular meetings take place at the Lions Field Adult Center, 2809 Broadway unless otherwise noted.
2. We have a new FACEBOOK page. John Kain has worked hard to put up something that we can all use. There are some exciting conversations and links going on right NOW. How about being a part of the conversation? Please log in and join at: <https://www.facebook.com/groups/www.gsacc.org/>
3. The naming of photo entries has been simplified! This is up on our website already. Please note that if images are not named correctly they MAY be eliminated! Below is a sample to use for both DIGITAL and PRINT:

Pictorial Color: P_ABC_Title
Pictorial Monochrome: M_ABC_Title
Nature: N_ABC_Title
Assignment: A_ABC_Title
Creative: C_ABC_Title
4. Thursday May 3rd is the Education Meeting. It will be our annual Awards Dinner. It will start at 6:30 PM. The cost for per dinner will be \$10 payable at the door. End of Year awards will follow the dinner.
5. Thursday May 17th is our PRINT competition. Assignment is: Missions-revisit the missions for a really different image, not the usual postcard shot If you need help in resizing your images to a maximum of 2 MB each you can download a file at: <https://www.gsacc.org/gsacc-digital-photo-upload-page.html>
6. Remember that we have eliminated the TRAVEL and PHOTOJOURNALISM categories, so there are now only 5 categories.
7. Finally we have a new 2018 GSACC Yearbook. You can download a copy of it on our website at: <https://www.gsacc.org/competition-rules--how-to-enter.html>



Image of Alamo by Dick Boone

2018 Leadership Team

Officers

President: Brian Duchin, bpduchin@gmail.com
Vice President: Robert Moreno, reno655@sbcglobal.net
Treasurer: Steve Manchester, manchesters@earthlink.com
Secretary: Paula Gorman Moseley, paulagorman@sbcglobal.net

Board of Directors

Brian Duchin, bpduchin@gmail.com
William Hunsicker, whunsickerii@gmail.com
Peter Florczak, peterflorczak@gmail.com

Chairman

Assignments:

Tim Kirkland, timkirkland250757@gmail.com

Awards:

Dick Boone, dickboone37@gmail.com

Digital Competitions:

John Kain, art-by-John@att.net

Hospitality:

Mary Hunsinger, mhunsicker@live.com

Membership:

Jame Moley, jmoseley065@gmail.com

Print Competitions:

Dick Boone, dickboone37@gmail.com and

James Moseley, jmoseley065@gmail.com

Programs: Jack Smith, jacksmithsa@hotmail.com and

Nancy Tschirhart-Brooks, nancymbrooks@aol.com

Publications and Webmaster:

Peter Florczak, peterflorczak@gmail.com

Scorekeeper:

Ernie Clyma, eclyma@satx.rr.com

2018 FLASH April

Greater San Antonio Camera Club

Editor: Peter Florczak

P. O. Box 700171

San Antonio, TX 78270

FLASH SUBMISSION REQUIREMENTS: Articles: Text may be handwritten or typed; e-mailed articles should be plain text, or Microsoft Word or Works attachments. The preferred size for images sent via e-mail is 1024x768 and the preferred format is JPEG.

E-mail address for submissions: peterflorczak@gmail.com

Publication deadline: Submissions are due on the 20th day of the month before the desired publication month.