



FLASH



Member since
1951

Volume 88 ISSUE 05 – June 2018

GREATER SAN ANTONIO CAMERA CLUB WWW.GSACC.ORG

COMPETITION RESULTS
Page 2
New Member Spotlight
Page 10




**2017 EOY Multiple Awards
William Hunsicker**



**2017 Outstanding Print
Photographer of the Year
John Kain**

Cover Photo
"Foggy Trees"
by Tim Kirkland





June 2018 - DIGITAL Competition Images

PICTORIAL MONOCHROME

- 1st “Sago Palm” Nancy Tschirhart-Brooks
- 2nd “Austin Skyline” Brian Duchin
- 3rd “Summer Girl” Cari Cline
- HM “Secure Parking” Dick Boone
- HM “Foggy Trees” Tim Kirkland

CREATIVE

- 1st “Old Cotton Gin” Dick Boone
- 2nd “Faded Mountains” Charles Freeman
- 3rd “Day Dreaming” Cari Cline
- HM “Cody’s Dream” John Kain
- HM “Eiffel Tower” Steve Manchester

NATURE

- 1st “Breakfast” Tim Kirkland
- 2nd “Osprey” Dick Boone
- 3rd “Ruffled Bluejay” Steve Manchester
- HM “Ram” Brian Duchin
- HM “Where is the Food” Charles Freeman

PICTORIAL COLOR

- 1st “Texas Gully Washer” Dick Boone
- 2nd “Torch to the Sky” Nancy Tschirhart-Brooks
- 3rd “Sentimental Journey” Brian Duchin
- HM “Locked Up” Charles Freeman
- HM “It’s Not Ballet” Steve Manchester

ASSIGNMENT

- 1st “59 Caddy” Brian Duchin
- 2nd “Nothing But Sky” Charles Freeman
- 3rd “Chicago Train” Peter Florczak
- HM “Black Bud” Tim Kirkland
- HM “Hot Rod” Steve Manchester

Judges were: Dick Boone, William Hunsicker and Tim Kirkland


ASSIGNMENTS for 2018

Images submitted for this category must have been taken after January 1, 2018. Assignment subject must occupy approximately 25% of the image area except on subject where specifically waived.

| | |
|-----------|---|
| January | Bottle(s)-limitless sizes, shapes, colors to use as a subject |
| February | Arches-three or more arches, natural or man-made |
| March | Tree(s)-venture outside to picture a tree, trees or a part of a tree |
| April | Hot/fire-depict fire or something hot |
| May | Missions-revisit the missions for a really different image, not the usual postcard shot |
| June | Automotive-Subject should be an object that moves itself- car, train, plane, boat --all or part of it |
| July | Fourth of July--Create a image that shows some patriotic theme. Does not need to be American Revolution in nature. NO Fireworks, please. |
| August | Time exposure-must be obvious that it is a time exposure. Image should include blurred movement that indicates it meets the assignment. |
| September | Sharp,-- any object containing sharp edges, points, etc. |
| October | Window(s)-an architectural element. View can be of either inside or outside of the window. |
| November | Iron-find an object made of iron/steel, new or rusty |
| December | Perspective-has leading lines that go to a diminishing point. Lines do not have to go all the way to the vanishing point |



CREATIVE
“Old Cotton Gin” Dick Boone



MONOCHROME
“Sago Palm” Nancy Tschirhart-Brooks



ASSIGNMENT
“59 Caddy” Brian Duchin



NATURE
“Breakfast” Tim Kirkland



PICTORIAL
“Texas Gully Washer” Dick Boone

June SHOWCASE -- Second Place DIGITAL Winners



MONOCHROME
"Austin Skyline" Brian Duchin



ASSIGNMENT
"Nothing But Sky" Charles Freeman



CREATIVE
"Faded Mountains" Charles Freeman



PICTORIAL
"Torch to the Sky" Nancy Tschirhart-Brooks



NATURE
"Osprey" Dick Boone



CREATIVE
"Day Dreaming" Cari Cline



ASSIGNMENT
"Chicago Train" Peter Florczak



NATURE
"Ruffed Bluejay" Steve Manchester



PICTORIAL
"Sentimental Journey" Brian Duchin



MONOCHROME
"Summer Girl" Cari Cline

GSACC 911

GSACC Help Desk

Ever need help with post-processing software, general information or questions about your camera? Well, Greater San Antonio Camera Club (GSACC) members are here to help. We have put together a list of cameras and software and paired them with members to answer any questions you may have. All members listed can also answer questions about photography in general

Cameras

Canon

Bill Hunsicker: williamhunsickerii@gmail.com

Steve Manchester: manchesters@earthlink.net

Tim Kirkland: timkirkland250757@gmail.com

Fuji

Dick Boone-dickboone37@gmail.com

John Kain Art-by-John@att.net

Leica

Tim Kirkland: timkirkland250757@gmail.com

Nikon

Dick Boone-dickboone37@gmail.com

Jack Smith: smithsuncommonimages@hotmail.com

Ernie Clyma: eclyma@satx.rr.com

Olympus--OM-D Series

Bill Hunsicker: williamhunsickerii@gmail.com

Brian Duchin: bpduchin@gmail.com

Pentax-K Series

Brian Duchin: bpduchin@gmail.com

Peter Florczak: peterflorzak@gmail.com

Sony– E series

Peter Florczak: peterflorzak@gmail.com

Post Processing Software

Alien Skin

John Kain Art-by-John@att.net

Lightroom

Brian Duchin: bpduchin@gmail.com

Peter Florczak: peterflorzak@gmail.com

Bill Hunsicker: williamhunsickerii@gmail.com

Nik Software

John Kain Art-by-John@att.net

Peter Florczak: peterflorzak@gmail.com

ON1 Camera RAW

John Kain Art-by-John@att.net

Photoshop

Brian Duchin: bpduchin@gmail.com

Photoshop Elements

John Kain Art-by-John@att.net

Jack Smith: smithsuncommonimages@hotmail.com

Topaz Labs

John Kain Art-by-John@att.net

2018 GSACC Educational Programs

| | | |
|-----------------|--|-------------------|
| June 7th | Travel Slideshow | Brian Duchin |
| July 5th | Artistic Design for Creative Category | John Kain |
| August 2nd | Portraiture | Dennis Kelley |
| September 6th | Road Trip Photography (Texas to Alaska) | Jack Smith |
| October 4th | Lightroom—How to Organize for GSACC Competition | Peter Florczak |
| November 1st | Organization and Backup | Brian Duchin |
| December 6th | Christmas Party | |
| January, 2019 | What Makes A Good Photograph? (Compare and Contrast Images) | Dick, Steve, Jack |

GSACC Meeting Notes— June 21, 2018

GSACC DIGITAL COMPETITION

- The meeting was called to order by president, Brian Duchin at 7:30pm with 19 people in attendance.

First order of business:

- Dick Boone handed out several year end awards to David Finell, Bill and Mary Hunsicker, and John Kain who were unable to attend our May Award Banquet. Congratulations to all for their photography talents!
- Before the competition, Tim Kirkland suggested the Travel category be added back to our competition categories and relayed several ideas about our club structure. Tim investigated several other Camera Club's mode of operation and offered some good suggestions for the Executive Board and GSACC members to ponder.

Second order of business:

- Digital competition began with many impressive entries.
- The meeting adjourned at 9pm. .

Respectfully,

Paula Gorman Moseley , Secretary

* * *

Dues are due in January of each year. Individual membership is \$30.00/year and family membership is \$40.00/year. Junior membership (high school and below) is \$11.00/year, and \$20.00/year for college students and non-traditional members. **Dues will be 1/2 of the above when joining in July or later.**

PLEASE NOTE that we will no longer pay the member dues to the Lions Club, which is currently \$7.00/yr. for members over 60 years, and \$15.00/yr. for those under 60 years. We had been giving a donation of \$250 a year to them, but they have told us that they want every member who uses their facility to pay dues, so we have dropped our donation.

MEMBER INFORMATION:

NAME _____

ADDRESS _____

CITY _____ STATE _____ ZIP _____

PHONE NUMBER(S) _____

E-MAIL _____

CIRCLE ONE:

INDIVIDUAL

FAMILY

STUDENT/NON-TRADITIONAL

JUNIOR

Rates: Individual: \$30/year. Couples/family: \$40/year. Student/non-traditional: \$20/year. Junior (junior high and below) \$11/year. Dues are half of the above when joining in July or later.



TRAVEL PHOTOGRAPHY NOTES

By Brian Duchin
bduchin@gmail.com

We all like to travel and bring back great memories with our cameras. So I put together my talking points on Travel Photography which I presented during our June 7th meeting.

Enjoy, Brian Duchin

Travel Photography


What makes it so challenging?

- Limited time
- Minimalist Equipment
- Unlimited Expectations
- Creating a new interpretation of iconic photos

How do we meet these challenges?

- Planning and Preparing
- Where are you going? For how long? Is it the right time of the year to go?
- What's the weather like?
- Use the Google Family, Google Search, Earth and Maps, to study your destination. Look at the thousands of photos taken at your destination. Ask yourself, How can I make mine unique?

Apps:



Gently shape your trip by working the clock.

- Golden Hours 1 hour before and after Sunrise and Sunset. Blue Hours.
- Be clever about dinner and breakfast. 2 hours after sunrise is “Breakfast Hour” How about a big lunch and a small dinner?
- Plan Indoor Activities midday in the worst light. Bad light can sometimes become a time to convert images to black and white. High contrast and shadows lend themselves to black and white. Use fill flash to reduce contrast. Use reflectors and diffusers. If you can't then use shade to your advantage.

Choices

- Tours
- Photo Tours, geared for photographers. You learn by doing. Usually scheduled during the best months. Facilitator gets you to the best spots at the best times. Use tour itineraries as ideas for your own travel plan.
- Groups
- Get together with friends

Travel Photography Notes— June 21, 2018

- Solo
- Use photo tour itineraries as ideas for your own travel plans.
- Hire local guides.

Know thy camera.

- Can you run it in all modes including manual?
- Do you know how to transfer images to your phone, tablet or computer?
- Do you know how to use the customized functions, if your camera has them?
- What's the maximum ISO you can use? What's the slowest shutter speed you can handhold?
- Do you carry your camera manual with you?
- It's not the camera, it's you. Most of the iconic historic photos were taken with a camera inferior to what most of us own. Go out and practice with what you have
- Remember just because another person recommends a custom setting or technique doesn't mean you have to use it.

Creating Great Memories — Great Images Require:

- Storytelling. People and places you saw and the way you felt.
- Don't just show a scene, tell a story. Travel photos are more than a log of your trip. Don't put your viewers to sleep. Capture emotions in your images. Think of making a feature film rather than a documentary.
- How would you photograph the Mission San Jose if you had only 2 to 3 hours? What about a full day?
- Be prepared for the effort. Great pictures require effort, training, thinking and lots of luck. Get into the zone, block out everything and focus on the moment. Look 360 degrees around you before taking the photo.
- It's all about light. Light is the secret sauce. Work the light.
- Sunrise/Sunset Best. Harsh Light. Use fill flash, etc. All or none, don't want part shade and part sun.
- Direction of Light. Front lit, most direct and best overall for definition. Look for reflections. Side lit, most dramatic. It accentuates textures. Polarizers ideal for side lighting. Back Lit-Great for sunburst. Use F11, or F16.
- Composition
- Landscapes need a foreground, middle and background. Makes your images third dimensional.
- Use rule of thirds. Break rule of thirds.
- Lead the viewer's eye through the image.
- Place your subject off center.
- Watch your horizon.
- Use Reflections
- They can instantly generate interest. Expose for the main subject, not the reflection.
- Create shapes.
- Create silhouettes.
- Use colors
- Complementary colors. Red&Green Yellow and Blue
- Use color contrast with the background to help your subject pop.
- Have fun, relax and enjoy your travels.
- Outstanding travel photography is about your ability to convey a sense of place and emotions in your photos. Emotional experiences is your own niche and nobody can copy that.

New Members Spotlight

Greetings GSACC Members,

Please welcome our newest member, Cari Cline, to the GSACC. She made her first entry in competition night of June 21st and did very well, winning a 3rd place in the Creative and Monochrome categories.

Cari, her husband, and daughter just moved to San Antonio from Lubbock, TX, and she's a stay at home mom to a very energetic 3 year old named Lilly. Outside of photography, and spending time with her family, she is very active, enjoying long distance running and CrossFit.

Cari uses a Canon 5d Mark IV and Canon 80d and started photography a few years ago and considers herself to be at an intermediate level. She is expanding her skill set as she works towards her CPP. Cari enjoys all areas of photography. Cari primarily uses Adobe Lightroom but, will use Photoshop for heavier editing. She would like to hear more about Sales and Marketing in the educational night meetings.

Welcome Cari Cline to the GSACC.





1. All regular meetings take place at the Lions Field Adult Center, 2809 Broadway unless otherwise noted.
2. We have a new FACEBOOK page. John Kain has worked hard to put up something that we can all use. There are some exciting conversations and links going on right NOW. How about being a part of the conversation? Please log in and join at: <https://www.facebook.com/groups/www.gsacc.org/>
3. The naming of photo entries has been simplified! This is up on our website already. Please note that if images are not named correctly they MAY be eliminated! Below is a sample to use for both DIGITAL and PRINT:
Pictorial Color: P_ABC_Title
Pictorial Monochrome: M_ABC_Title
Nature: N_ABC_Title
Assignment: A_ABC_Title
Creative: C_ABC_Title
4. Thursday July 5th is the Education Meeting. It will be talk on “Artistic Design for the Creative Category” by John Kain. This seems to be one of our more popular categories, and John is one of our clubs best artists. Let’s all come out for an enjoyable learning experience.
5. July 19th is our PRINT competition. Assignment is: Fourth of July-- Create a image that shows some patriotic theme. Does not need to be American Revolution in nature. NO Fireworks, please.
6. Also, to participate in the competition, you must be a paid member, but visitors are always welcome at our meetings!
7. Tim Kirkland has suggested that we reinstate the “Travel” category. We originally eliminated it to give the judges more time for comments. What are your thoughts? Is there another category that you feel we should eliminate, or should we go just go back to 6 categories?
8. Finally we have a new 2018 GSACC Yearbook. You can download a copy of it on our website at:
<https://www.gsacc.org/competition-rules--how-to-enter.html>

2018 Leadership Team

Officers

President: Brian Duchin, bpduchin@gmail.com
Vice President: Robert Moreno, reno655@sbcglobal.net
Treasurer: Steve Manchester, manchesters@earthlink.net
Secretary: Paula Gorman Moseley, paulagorman@sbcglobal.net

Board of Directors

Brian Duchin, bpduchin@gmail.com
William Hunsicker, whunsickerii@gmail.com
Peter Florczak, peterflorzak@gmail.com

Chairman

Assignments:

Tim Kirkland, timkirkland250757@gmail.com

Awards:

Dick Boone, dickboone37@gmail.com

Digital Competitions:

John Kain, art-by-John@att.net

Hospitality:

Mary Hunsinger, mhunsicker@live.com

Membership:

Jame Moley, jmoseley065@gmail.com

Print Competitions:

Dick Boone, dickboone37@gmail.com and

James Moseley, jmoseley065@gmail.com

Programs: Jack Smith, jacksmithsa@hotmail.com and

Nancy Tschirhart-Brooks, nancymbrooks@aol.com

Publications and Webmaster:

Peter Florczak, peterflorzak@gmail.com

Scorekeeper:

Ernie Clyma, eclyma@satx.rr.com



2018 *FLASH June*

Greater San Antonio Camera Club

Editor: Peter Florczak

P. O. Box 700171

San Antonio, TX 78270

FLASH SUBMISSION REQUIREMENTS: Articles: Text may be handwritten or typed; e-mailed articles should be plain text, or Microsoft Word or Works attachments. The preferred size for images sent via e-mail is 1024x768 and the preferred format is JPEG.

E-mail address for submissions: peterflorzak@gmail.com

Publication deadline: Submissions are due on the 20th day of the month before the desired publication month.