



FLASH



Member since
1951

Volume 71 – ISSUE 11 – NOVEMBER 2016

GREATER SAN ANTONIO CAMERA CLUB

WWW.GSACC.ORG

COMPETITION RESULTS

Page 2

Bill's Tip's & Tricks

Page 6

GSACC ELECTIONS

Page 10

2nd Place Creative

“Alter Ego” by Earl Goodson



October 2016 - DIGITAL Competition Images

PICTORIAL COLOR DIGITAL:

- 1st "Flyover at Sunset" Peter Florczak
- 2nd "Portland Head Lighthouse" Dick Boone
- 3rd "Brown Pelican" Ken Emrie
- HM "Jack" Brian Duchin

PICTORIAL MONOCHROME DIGITAL:

- 1st "Lonely Tree" Mary Hunsicker
- 2nd "Pieta" John Kain
- 3rd "Senor" Brian Duchin
- HM "Broken Headlights" Dick Boone

NATURE DIGITAL:

- 1st "Soaking Up the Sun" Brian Duchin
- 1st "Foxy Lady" Jack Smith
- 2nd "Grand Prismatic Spring" Bill Hunsicker
- 3rd "Green Eyes" Tim Kirkland
- HM "Waimea Canyon" John Kain

PHOTOJOURNALISM DIGITAL:

- 1st "Tumble" Brian Duchin
- 2nd "No Peeing on the Monument" Peter Florczak
- 3rd "Hanging Tree" James Moseley
- HM "Nanjing Massacre Remembered" Earl Goodson

ASSIGNMENT DIGITAL:

- 1st "Electric Night Sky" Jack Smith
- 2nd "Inside the Lighthouse Light" Dick Boone
- 3rd "Confused Hookups" Peter Florczak
- HM "World's Tackiest Lantern" Earl Goodson

CREATIVE DIGITAL:

- 1st "Thunderbirds" Brian Duchin
- 1st "Bird in Bottle Brush" Holly Emrie
- 2nd "Alter Ego" Earl Goodson
- 3rd "Sunrise Near Lewis Falls" Bill Hunsicker
- HM "Park Avenue Arches National Park" Dick Boone

Judges for this DIGITAL competition: Brian Duchin,
Steve Manchester (alias Steve Miller) and Peter Florczak

ASSIGNMENTS for 2016-2017

2016

- April--Nut(s): photograph a favorite food alone or in some form of usage
- MAY--Diamond: the rock or the shape of a diamond
- JUNE-X's: Subject makes and "X" or X's
- JULY-Sticks and Stones: image to contain both stone and wood in some form
- AUGUST-Famous Amos: find your subject in the cookie Jar-chocolate chip, Oreo, or ?????
- SEPTEMBER-Tools: things used to do some work
- OCTOBER-Electric: depict electricity or some way it is used
- NOVEMBER-Begins with "E": Name of object starts with 'E'**
- DECEMBER-Dramatic sky: Subject of picture is complemented by a dramatic sky BUT NOT a sunset or sunrise. The sky, however, is not the main subject.

2017

- JANUARY-This Old House: the structure can be in pristine condition, falling apart, or in between
- FEBRUARY-Domestic Animal: photo of a domestic animal, but no pets (dog, cat, bird, etc.)
- MARCH-Ugly: title says It all-subject can be something like a bulldog & junk yard, facial expression, etc.

October SHOWCASE --- First Place DIGITAL Winners



NATURE 1st place tie
"Soaking Up the Sun" Brian Duchin



NATURE 1st place tie
"Foxy Lady" Jack Smith



CREATIVE 1st place tie
"Thunderbirds" Brian Duchin



CREATIVE 1st place tie
"Bird in Bottle Brush" Holly Emrie



PICTORIAL COLOR
"Flyover at Sunset" Peter Florczak



PHOTO JOURNALISM
"Tumble" Brian Duchin



ASSIGNMENT
"Electric Night Sky" Jack Smith



MONOCHROME
"Lonely Tree" Mary Hunsicker

October SHOWCASE --- Second Place DIGITAL Winners



CREATIVE
"Alter Ego" Earl Goodson



ASSIGNMENT
"Inside the Lighthouse Light" Dick Boone



MONOCHROME
"Pietà" John Kain



PICTORIAL COLOR
"Portland Head Lighthouse" Dick Boone



NATURE
"Grand Prismatic Spring" Bill Hunsicker



PHOTOJOURNALISM
"No Peeing on the Monument" Peter Florczak

October SHOWCASE --- Third Place DIGITAL Winners



PHOTOJOURNALISM
"Hanging Tree" James Moseley



MONOCHROME
"Senor" Brian Duchin



PICTORIAL COLOR
"Brown Pelican" Ken Emrie



NATURE
"Green Eyes" Tim Kirkland



CREATIVE
"Sunrise Near Lewis Falls" Bill Hunsicker



ASSIGNMENT
"Confused Hookups" Peter Florczak



BILL'S PHOTOGRAPHY TIPS AND TRICKS

by William Hunsicker
whunsickerii@gmail.com

Resizing Images for Submission

Reprinted from last months FLASH

I recently completed my Lightroom (LR) Development Tab articles, so before starting another series, I thought I would address a concern that has been raised at a few of our meetings. Our GSACC website, on the Digital Photo Upload page asks you to “Please limit the size of your photos to 2MB each.” Some of you have experienced difficulty meeting that request. There are as least as many ways as there are editing software choices. So I will address only a few of the more common. I have made a .Tif image file for these articles, because the old Photoshop Elements editor, I have cannot open my Canon Raw files.

In LightRoom, your source is not altered, so you will wait until you export the image to a jpg to resize. Any editing, cropping, etc. will also be applied to the output image at that time. In the LR Library tab, I select the image desired, click on the Export button (Lower Left part of screen) and the Export panel shown below pops up. As you can see, in the “Export Location” subPanel I have selected Choose folder later (red elipse), in the The “File Naming” subPanel, I have chosen Custom Name and inserted the name into the custom Text block (Blue Elipse). In the “File Settings” subpanel (yellow elipse), Image Type is JPEG, Color Space is sRGB and Limit File Size To: is checked and 2000K has be set.

This is where the Lightroom file size control is established!

The next subpanel is “Image Sizing” (purple ellipse), check Resize to Fit, select Long Edge, key in 4000 pixels and set Resolution to 250. This should result in a full size, high quality image for projection during competition that is a little less than 2MB in size.

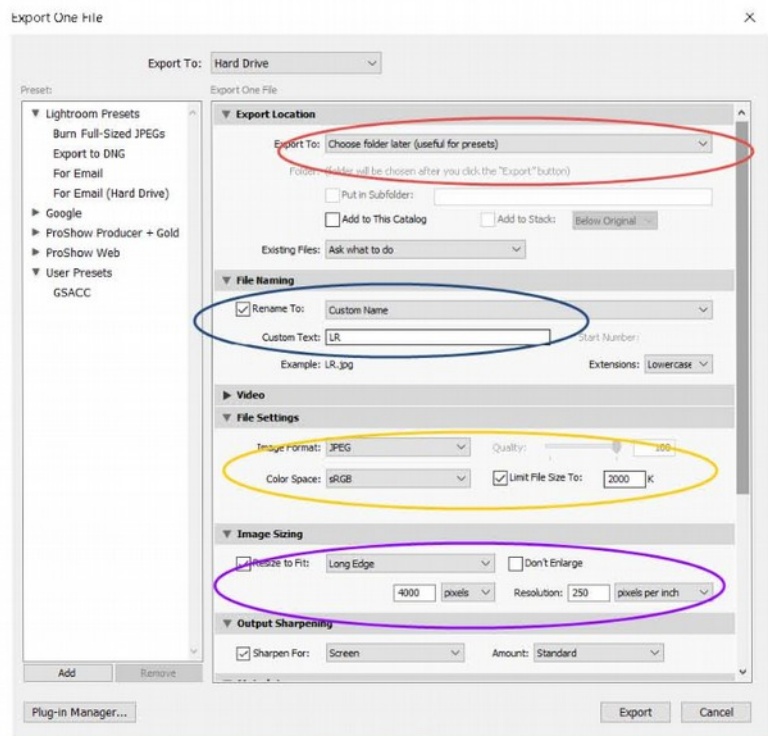


Figure 1

In Photoshop Elements (I have Elements 10), you will need to resize before saving. After all other editing, Select Image-Resize-Image-Image Size (Alt-CTL-I), this will pop up a panel similar to the one shown in figure 2.

First!, set the Resolution to 250 (Yellow Ellipse), then set the long dimension (Width or Height) of your image to 4000 pixels (Red ellipse), then ensure BiCubic Sharper is selected and all three check blocks are checked (Green Ellipse) then click “OK”. Now **Select Image-Mode-8 Bits per channel, to insure you are in 8-bit mode. This is necessary for you to be able to see the estimated size in a later step!** And, my PSE won't let me save a JPEG directly from a 16-bit image. Then select File-Convert Color Profile-Convert to sRGB Profile. Now you can save (see Figure 3) by Selecting File-SaveAs (Shift-Ctl-S), setting the Format to JPEG (Green Ellipse), selecting the desired folder (Red Ellipse) and keying in your desired image name (Yellow Ellipse). Click “Save” and a new panel will pop-up (Figure 4) called JPEG Options. Ensure the preview box is checked, then carefully reduce the Quality (Green Ellipse)/or slider (Blue ellipse) until the resulting size shown (Red Ellipse) is

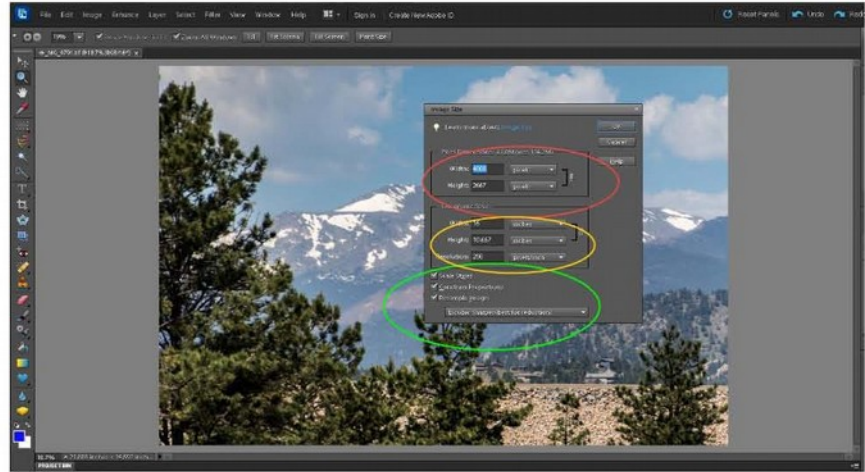


Figure 2

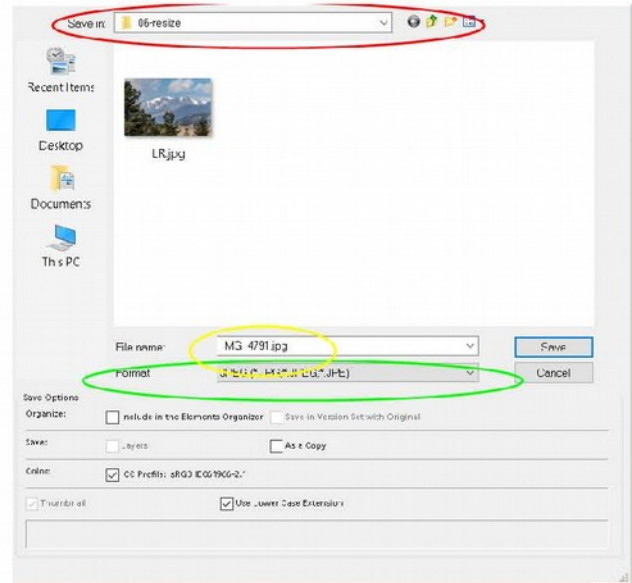


Figure 3

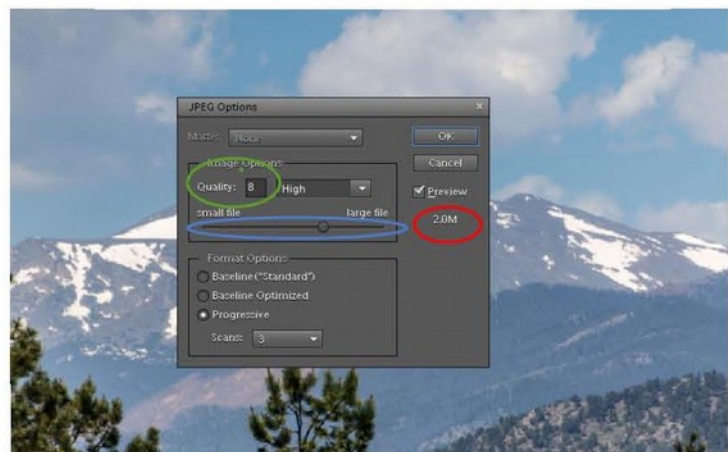


Figure 4

2MB or less. The resulting size will not be displayed if the Preview box is not checked. Then click the “OK” button at the top right (Blue Rectangle). Now remember, when you close the file in PSE, don’t save your changes back to the original file! Instead, save it as a PSD (or another name or location) if you want to retain the file adjustments for future editing. It is **NOT** recommended to **repeatedly** Edit and resave JPEGs, as there will be a noticeable loss of image quality.

You can check the resulting output image size in Windows File Explorer by hovering the cursor over the image (See Figure 5, red ellipse).

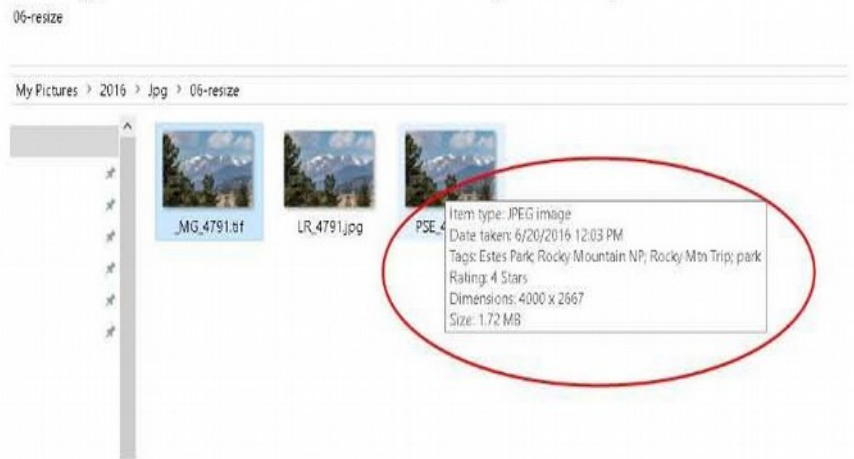


Figure 5

It takes my machine a few seconds to pop-up the size/dimension information. There are many other editors on the market, DXO, ON1, GIMP, Photoshop, etc. I will try to deal with some of them in another article, if you need. Or perhaps, we might reserve an educational meeting for you to bring your laptops with the software in question and a few of us can help you.

TEXAS WORKSHOP in BIG BEND

John Kain has a friend in California who has a photo workshop on night photography (and other stuff) on a ranch in Alpine TX.

His friend is one of the instructors in the Yosemite Workshop group and runs photography seminars for rogue scholars. He is attending one of his sessions next May. He sent John the following message with links for the night workshop in Alpine. They have two sessions, one in January and another in July. John is thinking of going to the January. He thought we might post it to the group to see if anyone else is interested.

Texas Workshop, Big Bend area. This will have photo instructor Phil Hawkins in the area of Big Bend. \$2800 will include 7 nights lodging on a private ranch and all food. Phil is a great instructor and very knowledgeable in post processing.

http://yosemitephotoworkshops.com/texas_night.htm
Phil's website: <http://www.philhawkinsphoto.com/index>



1. All regular meetings take place at the Lions Field Adult Center, 2809 Broadway unless otherwise noted.
2. November 5th's Educational meeting will be all about our elections. We still need a president and a treasurer to step forward.
3. The naming of photo entries has been simplified! This is up on our website already. Below is a sample to use for both DIGITAL and PRINT:
 4. Pictorial Color: P_ABC_Title
Pictorial Monochrome: M_ABC_Title
Nature: N_ABC_Title
Photojournalism: J_ABC_Title (Note that title will be read and can be up to 8 words)
Assignment: A_ABC_Title
Creative: C_ABC_Title
5. Thursday, November 19th competition is PRINTS. The Assignment for November is -Begins with "E": Name of object starts with 'E'
6. We are going to discuss at the next executive meeting ways to help our members comply with all our new rules for digital entry.
7. Bill Hunsicker gave a really good presentation on how to reduce your images to 2 MB. I have also republished Bill's article from last months FLASH. Anyone still having trouble please contact one of our members and we will try to help you. Images greater than 2 MB per images MIGHT be rejected?
8. Also, I think that after months of using the website to upload images that it is working pretty well. We are going to stop allowing the emailing of images directly to John Kain. Again if you are having trouble using the website contact one of us. Images not uploaded on our website MIGHT be rejected.
9. The naming conventions listed above have also been in effect for a few months now. Any image that is not named properly MIGHT be rejected?
10. There is a lot of work that goes on behind the scenes, please let's try to make life easier for our volunteers by naming all of our images properly, resizing them to 2MB or less, and uploading them only using our website. It would indeed be a bummer if we lost any of our volunteers.
11. Jack Smith and I had been off on a photography road trip. We have both now returned, but you still might enjoy going over our past blog entries. I am now off on a one week trip to east Texas. I have put up as couple of new posts. Anyone interested in following along on our journeys can look at our blogs.
Jack's blog is:
<https://smithsuncommonadventures.wordpress.com>
And mine is:
<http://peterflorczaak.wordpress.com>
12. One final note. We could really use some articles to help fill out our FLASH. Any one interested in submitting, please send it of me at least a week before publication. It can be about anything that pertains to photography. Illustrated would be nice, but it's not required.



**www.
gsacc.
org**

THE LAST PAGE

ELECTIONS

by GSACC MEMBERS

Members please take note that we will have elections coming up for GSACC in November. We must have nominees for President and Treasurer. President and Treasurer terms have expired and they can no longer serve. It is imperative that some members step forward to fill these positions as the GSACC might have to disband. "NOT KIDDING." Volunteers please contact any current officer or Ernie Clyma, Nominations Committee Chair. Do not wait if interested, that way we can see where we stand before November. Remember, might be no club if these positions are not filled. We also need a person to take charge of lining up speakers and presenters for our Educational meeting.

THE NEXT COMPETITION

October's competition is PRINTS.

PRINT CATEGORIES:

1. Pictorial Color PRINT
2. Pictorial Monochrome PRINT
3. Nature PRINT
4. Photojournalism PRINT
5. Assignment PRINT – November's Assignment *Begins with "E": Name of object starts with 'E'*
6. Creative PRINT



GSACC LEADERS 2016:

President: William Hunsicker
whunsickerii@gmail.com
Vice President: Tim Kirkland,
timkirkland250757@gmail.com
Secretary: Robert Moreno
reno655@sbcglobal.net
Treasurer: Peter Florczak,
peterflorczak@gmail.com
Board members: Dick Boone
dickboone37@gmail.com
and Brian Duchin,
bpduchin@gmail.com

CHAIRMEN:

Print competitions: Dick Boone
dickboone37@gmail.com
Digital Competitions: John Kain
Art-by-John@att.net
Digital coordinator: Lance Meyer,
lancejmeyer@gmail.com
Assignments: Tim Kirkland
Awards: Harold Eiserloh,
clips@peoplepc.com
& Dick Boone
Hospitality: Mary Hunsicker
Scorekeepers: Ernie Clyma
and Ed Sobolak
Publications & Webmaster :
Peter Florczak
peterflorczak@gmail.com

FLASH SUBMISSION REQUIREMENTS: Articles: Text must be typed; e-mailed articles should be plain text, or Microsoft Word or Works attachments. The preferred size for images sent via e-mail is 1024x768 and the preferred format is JPEG.

E-mail address for submissions: peterflorczak@gmail.com

Publication deadline: Submissions are due on the 20th day of the month before the desired publication month.

2016 **FLASH October**

Greater San Antonio Camera Club

Editor: Peter Florczak

P. O. Box 700171

San Antonio, TX 78270