




FLASH



Volume 70 – ISSUE 10 – OCTOBER 2016

GREATER SAN ANTONIO CAMERA CLUB

WWW.GSACC.ORG



COMPETITION RESULTS

Page 2

Bill's Tip's & Tricks

Page 6

GSACC ELECTIONS

Page 10



1st Place B&W
"Reflections in Dirty Windows"
Dick Boone





September 2016 - PRINT Competition Images

PICTORIAL COLOR PRINT:

1st "1936 Humpback Ford" William Hunsicker
2nd "Franz Joseph Glacier" Mary Hunsicker
3rd "Hungry Mouths" Earl Goodson
HM "Chrysler" Peter Florczak

PICTORIAL MONOCHROME PRINT:

1st "Reflections in Dirty Windows" Dick Boone
2nd "Butterfly Monochrome" Earl Goodson
3rd "Skyscraper" Steve Manchester
HM "Great White Egret" Bill Hunsicker

NATURE PRINT:

1st "Whispering Sweet Nothings" James Moseley
1st "Rain Lily and Friend" Steve Manchester
2nd "Yellowstone Wild Life" Peter Florczak
3rd "Reddish Heron in Evening" Bill Hunsicker
HM "Scrub Jay" Mary Hunsickere

Judges for this DIGITAL competition: Brian Duchon
John Kain & Ernie Clyma

PHOTOJOURNALISM PRINT:

1st "Spying on the Neighbors" Steve Manchester
2nd "A Turn to Far" Tim Kirkland
3rd "Lobster Catchers" Dick Boone
HM "Bus Ride with the Town Cryer" Mary Hunsicker

ASSIGNMENT PRINT:

1st "Tools of the Trade" Steve Manchester
2nd "Grinder" Tim Kirkland
3rd "Tools of the Fisherman" Dick Boone
HM "Blacksmith Tools" John Kain

CREATIVE PRINT:

1st "Pioneers of the Past" Mary Hunsicker
2nd "Faded Voyage" Peter Florczak
2nd "Colorado Sunset" Bill Hunsicker
3rd "Another Era" Dick Boone
HM "San Fernando" Tim Kirkland

ASSIGNMENTS for 2016-2017

2016

April--Nut(s): photograph a favorite food alone or in some form of usage

MAY--Diamond: the rock or the shape of a diamond

JUNE-X's: Subject makes and "X" or X's

JULY-Sticks and Stones: image to contain both stone and wood in some form

AUGUST-Famous Amos: find your subject in the cookie Jar-chocolate chip, Oreo, or ??????

SEPTEMBER-Tools: things used to do some work

OCTOBER-Electric: depict electricity or some way it is used

NOVEMBER-Begins with "E": Name of object starts with 'E'

DECEMBER-Dramatic sky: Subject of picture is complemented by a dramatic sky BUT NOT a sunset or sunrise. The sky, however, is not the main subject.

2017

JANUARY-This Old House: the structure can be in pristine condition, falling apart, or in between

FEBRUARY-Domestic Animal: photo of a domestic animal, but no pets (dog, cat, bird, etc.)

MARCH-Ugly: title says It all-subject can be something like a bulldog & junk yard, facial expression, etc.

September SHOWCASE --- First Place DIGITAL Winners

NO IMAGE
AVAILABLE

NATURE 1st place tie
"Whispering Sweet Nothings" James Moseley



NATURE 1st place tie
"Rain Lily and Friend" Steve Manchester



CREATIVE
"Pioneers of the Past" Mary Hunsicker



PHOTO JOURNALISM
"Spying on the Neighbors" Steve Manchester



PICTORIAL COLOR
"1936 Humpback Ford" William Hunsicker



ASSIGNMENT
"Tools of the Trade" Steve Manchester



MONOCHROME
"Reflections in Dirty Windows" Dick Boone

September SHOWCASE --- Second Place DIGITAL Winners



CREATIVE tied 2nd
"Faded Voyage" Peter Florczak



CREATIVE tied 2nd
"Colorado Sunset" Bill Hunsicker



MONOCHROME
"Butterfly Monochrome" Earl Goodson



PICTORIAL COLOR
"Franz Joseph Glacier" Mary Hunsicker



NATURE
"Yellowstone Wild Life" Peter Florczak



PHOTOJOURNALISM
"A Turn to Far" Tim Kirkland



ASSIGNMENT
"Grinder" Tim Kirkland

September SHOWCASE --- Third Place DIGITAL Winners



PHOTOJOURNALISM
"Lobster Catchers" Dick Boone



MONOCHROME
"Skyscraper" Steve Manchester



PICTORIAL COLOR
"Hungry Mouths" Earl Goodson



NATURE
"Reddish Heron in Evening" Bill Hunsicker



CREATIVE
"Another Era" Dick Boone



ASSIGNMENT
"Tools of the Fisherman" Dick Boone



BILL'S PHOTOGRAPHY TIPS AND TRICKS

by William Hunsicker
whunsickerii@gmail.com

Resizing Images for Submission

I recently completed my Lightroom (LR) Development Tab articles, so before starting another series, I thought I would address a concern that has been raised at a few of our meetings. Our GSACC website, on the Digital Photo Upload page asks you to “Please limit the size of your photos to 2MB each.” Some of you have experienced difficulty meeting that request. There are as least as many ways as there are editing software choices. So I will address only a few of the more common. I have made a .Tif image file for these articles, because the old Photoshop Elements editor, I have cannot open my Canon Raw files.

In LightRoom, your source is not altered, so you will wait until you export the image to a jpg to resize. Any editing, cropping, etc. will also be applied to the output image at that time. In the LR Library tab, I select the image desired, click on the Export button (Lower Left part of screen) and the Export panel shown below pops up. As you can see, in the “Export Location” subPanel I have selected Choose folder later (red elipse), in the The “File Naming” subPanel, I have chosen Custom Name and inserted the name into the custom Text block (Blue Elipse). In the “File Settings” subpanel (yellow elipse), Image Type is JPEG, Color Space is sRGB and Limit File Size To: is checked and 2000K has be set.

This is where the Lightroom file size control is established!

The next subpanel is “Image Sizing” (purple ellipse), check Resize to Fit, select Long Edge, key in 4000 pixels and set Resolution to 250. This should result in a full size, high quality image for projection during competition that is a little less than 2MB in size.

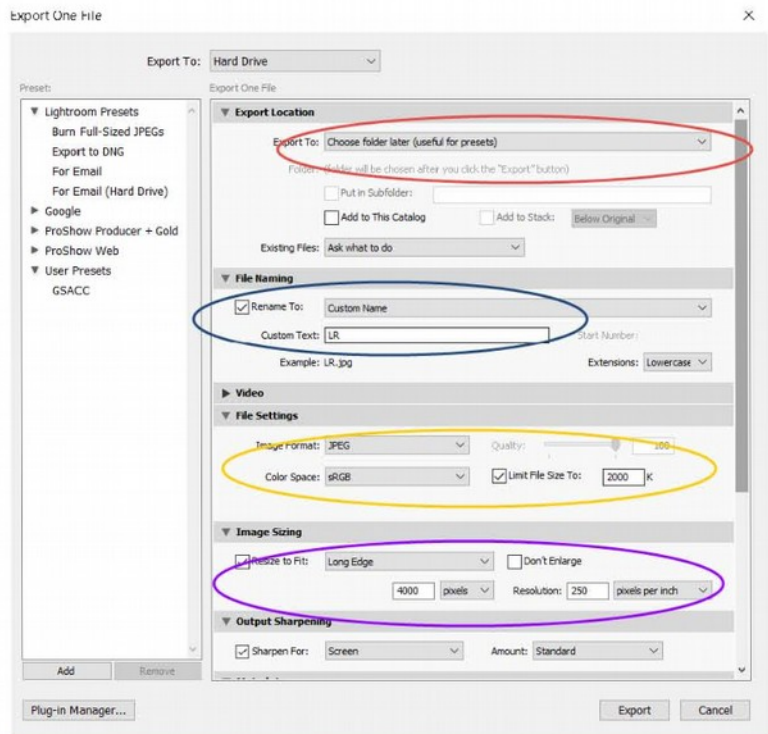


Figure 1

In Photoshop Elements (I have Elements 10), you will need to resize before saving. After all other editing, Select Image-Resize-Image-Image Size (Alt-CTL-I), this will pop up a panel similar to the one shown in figure 2.

First!, set the Resolution to 250 (Yellow Ellipse), then set the long dimension (Width or Height) of your image to 4000 pixels (Red ellipse), then ensure BiCubic Sharper is selected and all three check blocks are checked (Green Ellipse) then click “OK”.

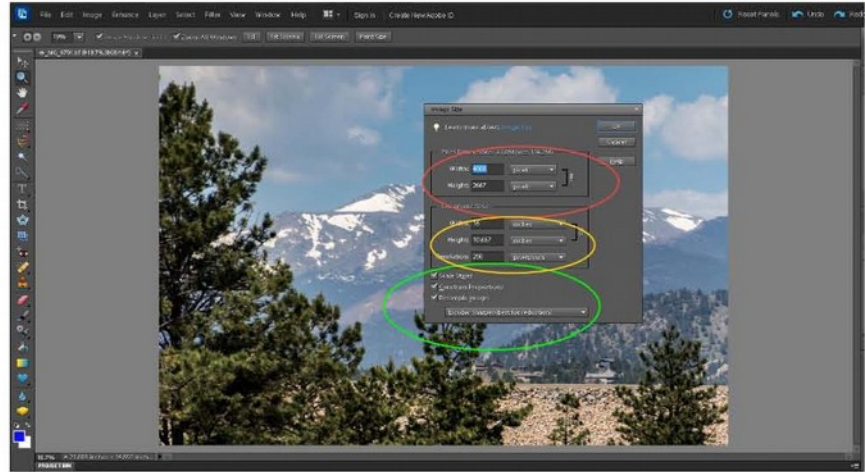


Figure 2

Now **Select Image-Mode-8 Bits per channel, to insure you are in 8-bit mode. This is necessary for you to be able to see the estimated size in a later step!** And, my PSE won't let me save a JPEG directly from a 16-bit image. Then select File-Convert Color Profile-Convert to sRGB Profile. Now you can save (see Figure 3) by Selecting File-SaveAs (Shift-Ctl-S), setting the Format to JPEG (Green Ellipse), selecting the desired folder (Red Ellipse) and keying in your desired image name (Yellow Ellipse). Click “Save” and a new panel will pop-up (Figure 4) called JPEG Options. Ensure the preview box is checked, then carefully reduce the Quality (Green Ellipse)/or slider (Blue ellipse) until the resulting size shown (Red Ellipse) is

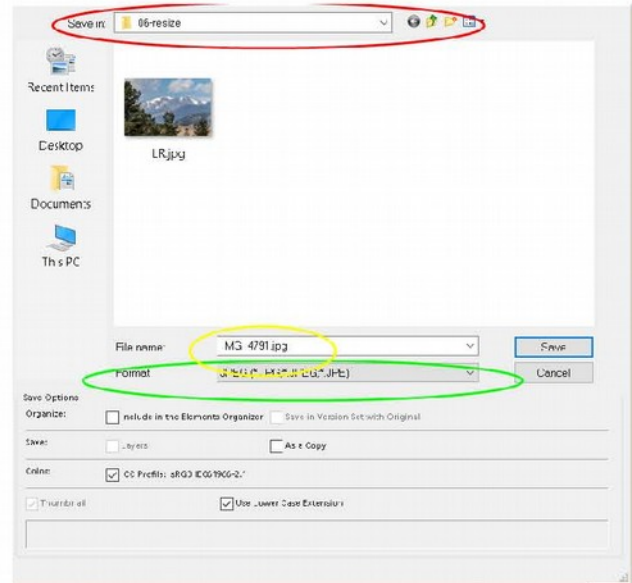


Figure 3

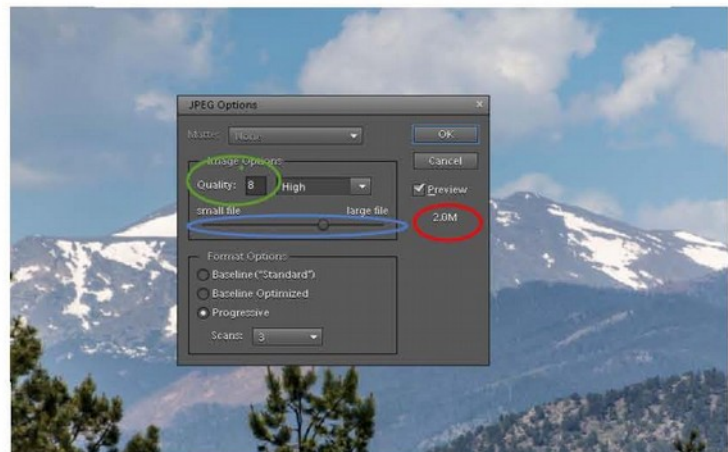


Figure 4

2MB or less. The resulting size will not be displayed if the Preview box is not checked. Then click the “OK” button at the top right (Blue Rectangle). Now remember, when you close the file in PSE, don’t save your changes back to the original file! Instead, save it as a PSD (or another name or location) if you want to retain the file adjustments for future editing. It is **NOT** recommended to **repeatedly** Edit and resave JPEGs, as there will be a noticeable loss of image quality.

You can check the resulting output image size in Windows File Explorer by hovering the cursor over the image (See Figure 5, red ellipse).

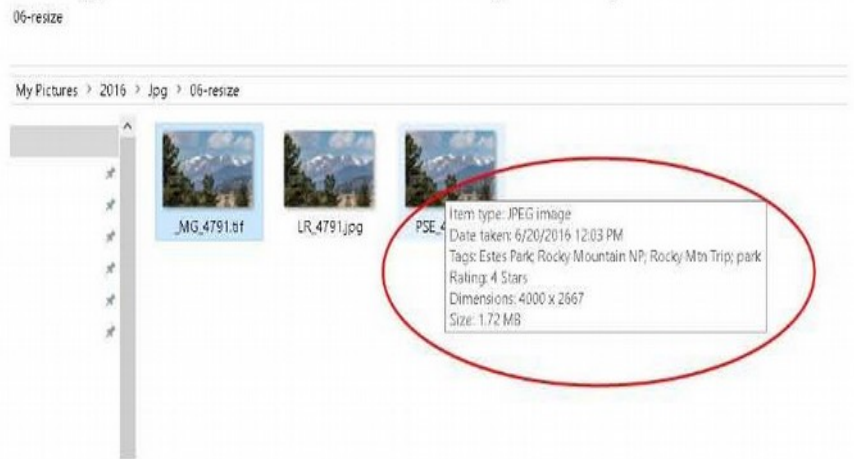


Figure 5

It takes my machine a few seconds to pop-up the size/dimension information. There are many other editors on the market, DXO, ON1, GIMP, Photoshop, etc. I will try to deal with some of them in another article, if you need. Or perhaps, we might reserve an educational meeting for you to bring your laptops with the software in question and a few of us can help you.

TEXAS WORKSHOP in BIG BEND

John Kain has a friend in California who has a photo workshop on night photography (and other stuff) on a ranch in Alpine TX.

His friend is one of the instructors in the Yosemite Workshop group and runs photography seminars for rogue scholars. He is attending one of his sessions next May. He sent John the following message with links for the night workshop in Alpine. They have two sessions, one in January and another in July. John is thinking of going to the January. He thought we might post it to the group to see if anyone else is interested.

Texas Workshop, Big Bend area. This will have photo instructor Phil Hawkins in the area of Big Bend. \$2800 will include 7 nights lodging on a private ranch and all food. Phil is a great instructor and very knowledgeable in post processing.

http://yosemitephotoworkshops.com/texas_night.htm
Phil's website: <http://www.philhawkinsphoto.com/index>

The graphic features the word "Upcoming" in a cursive, orange font above the word "EVENTS" in large, bold, white letters on red 3D block letters. The background is a light gray gradient with two orange circles on either side.

1. All regular meetings take place at the Lions Field Adult Center, 2809 Broadway unless otherwise noted.
2. October 6th's Educational meeting will be with John Saenz, who will be presenting a "Cuban Photo Adventure." John gave a wonderful talk at Photo SA Meetup and Bill asked him to repeat it for our club.
3. The naming of photo entries has been simplified! This is up on our website already. Below is a sample to use for both DIGITAL and PRINT:
 4. Pictorial Color: P_ABC_Title
Pictorial Monochrome: M_ABC_Title
Nature: N_ABC_Title
Photojournalism: J_ABC_Title (Note that title will be read and can be up to 8 words)
Assignment: A_ABC_Title
Creative: C_ABC_Title
5. Thursday, October 20th competition is DIGITAL. The Assignment for October is Electric: depict electricity or some way it is used.
6. Jack Smith and I have been off on a photography road trip for the last few weeks. That is one of the reasons that this newsletter is so short and so late. Anyone interested in following along on our journey can look at our blogs.
Jack's blog is:
<https://smithsuncommonadventures.wordpress.com>
And mine is:
<http://peterflorczak.wordpress.com>

Monday, October 17th: Digital entries must be submitted by 12 noon to be included in Thursdays competition. Also, to participate you must be a paid member, but visitors are always welcome! I think the web entry has worked pretty, so we are going to try to continue to use the website to upload photos for the digital competition.

Go to our website at:

<http://www.gsacc.org/gsacc-digital-photo-upload-page.html>

And just follow the directions. Please limit the size of your photos to 2 MG each (I know the web says 20 MB, but please limit them to 2 MB) and also, please use the new naming convention, so John Kain knows whose photos they are, and in what category they belong to. The earlier you submit your photos the better it might work.

NOTE: If this doesn't work for you, you can always send your images to John Kain at:
gsaccpics@gmail.com



Here is Jack in Monument Valley, Utah getting some photography tips from our Navajo tour guide and driver Toule

THE LAST PAGE

ELECTIONS

by GSACC MEMBERS

Members please take note that we will have elections coming up for GSACC in November. We must have nominees for President and Treasurer. President and Treasurer terms have expired and they can no longer serve. It is imperative that some members step forward to fill these positions as the GSACC will have to disband. "NOT KIDDING."

Volunteers please contact any current officer or Ernie Clyma, Nominations Committee Chair. Do not wait if interested, that way we can see where we stand before November.

Remember, there will be no club if these positions are not filled.

We also need a person to take charge of lining up speakers and presenters for our Educational meeting

THE NEXT COMPETITION

October's competition is DIGITAL.

DIGITAL CATEGORIES:

1. Pictorial Color digital
2. Pictorial Monochrome digital
3. Nature digital
4. Photojournalism digital
5. Assignment digital – October's Assignment
Electric: depict electricity or some way it is used
6. Creative digital



GSACC LEADERS 2016:

President: William Hunsicker
whunsickerii@gmail.com

Vice President: Tim Kirkland,
timkirkland250757@gmail.com

Secretary: Robert Moreno
reno655@sbcglobal.net

Treasurer: Peter Florczak,
peterflorczak@gmail.com

Board members: Dick Boone
dickboone37@gmail.com
and Brian Duchin,
bpduchin@gmail.com

CHAIRMEN:

Print competitions: Dick Boone
dickboone37@gmail.com

Digital Competitions: John Kain
Art-by-John@att.net

Digital coordinator: Lance Meyer,
lancejmeyer@gmail.com

Assignments: Tim Kirkland

Awards: Harold Eiserloh,
clips@peoplepc.com
& Dick Boone

Hospitality: Mary Hunsicker

Scorekeepers: Ernie Clyma
and Ed Sobolak

Publications & Webmaster :
Peter Florczak
peterflorczak@gmail.com

FLASH SUBMISSION REQUIREMENTS: Articles: Text must be typed; e-mailed articles should be plain text, or Microsoft Word or Works attachments. The preferred size for images sent via e-mail is 1024x768 and the preferred format is JPEG.

E-mail address for submissions: peterflorczak@gmail.com

Publication deadline: Submissions are due on the 20th day of the month before the desired publication month.

2016 FLASH October

Greater San Antonio Camera Club

Editor: Peter Florczak

P. O. Box 700171

San Antonio, TX 78270