



# FLASH



Member since  
1951

Volume 66 - ISSUE 05 - MAY 2016

**GREATER SAN ANTONIO CAMERA CLUB**

**WWW.GSACC.ORG**

**COMPETITION RESULTS**

Page 2

**Meet a Club Member**

Page 6

**Bill's Tip's & Tricks**

Page 7



*Cover photo: "Cosmos"  
by John Kain  
2<sup>nd</sup> Place in Creative  
(cropped to fit)*



**April 2016 - Digital Competition Images**

**PICTORIAL COLOR DIGITAL:**

1<sup>st</sup> "Enjoying the View" Brian Duchin  
2<sup>nd</sup> "Morning in the Tetons" Peter Florczak  
3<sup>rd</sup> "Rock Star" Steve Manchester  
HM "Portland Bridges" John Kain

**PICTORIAL MONOCHROME DIGITAL:**

1<sup>st</sup> "Rose in Christ Church" Mary Hunsicker  
2<sup>nd</sup> "Evening Fountain Flow" John Kain  
3<sup>rd</sup> "Miner" Brian Duchin  
3<sup>rd</sup> "Half Moon Bay" Bill Hunsicker  
3<sup>rd</sup> "Fledgeling Dove" Steve Manchester  
HM "Santa Elena Canyon" Ken Emrie

**NATURE DIGITAL:**

1<sup>st</sup> "Green Heron" Ken Emrie  
2<sup>nd</sup> "Smile" John Kain  
3<sup>rd</sup> "Caiman Waiting" Peter Florczak  
HM "Jaguar" Dick Boone

**PHOTOJOURNALISM DIGITAL:**

1<sup>st</sup> "Its Flooding Down in Texas" Jack Smith  
2<sup>nd</sup> "Safe" Brian Duchin  
3<sup>rd</sup> "Ready to Groom" Peter Florczak  
HM "Cleanup After the Quake" Mary Hunsicker

**ASSIGNMENT DIGITAL:**

1<sup>st</sup> "Best Pecan Pie" John Kain  
2<sup>nd</sup> "Squirrels Acorn" Jack Smith  
3<sup>rd</sup> "Bag of Almonds" Peter Florczak  
HM "Cleanup After the Quake" Mary Hunsicker

**CREATIVE DIGITAL:**

1<sup>st</sup> "San Jose BPO" Dick Boone  
1<sup>st</sup> "Monkey on an Electric Wire" Peter Florczak  
1<sup>st</sup> "Blue-Winged Teal Reflection" Ken Emrie  
2<sup>nd</sup> "Cosmos" John Kain er  
3<sup>rd</sup> "Prairie Pair" Holly Emrie  
HM "Puzzling" Brian Duchin

The judges were Donna Vaughan, Jack Smith and Peter Florczak

***ASSIGNMENTS for 2016-2017***

2016

April--Nut(s): photograph a favorite food alone or in some form of usage

MAY--Diamond: the rock or the shape of a diamond

JUNE-X's: Subject makes and "X" or X's

JULY-Sticks and Stones: image to contain both stone and wood in some form

AUGUST-Famous Amos: find your subject in the cookie Jar-chocolate chip, Oreo, or ?????

SEPTEMBER-Tools: things used to do some work

OCTOBER-Electric: depict electricity or some way it is used

NOVEMBER-Begins with "E": Name of object starts with 'E'

DECEMBER-Dramatic sky: Subject of picture is complemented by a dramatic sky BUT NOT a sunset or sunrise. The sky, however, is not the main subject.

2017

JANUARY-This Old House: the structure can be in pristine condition, falling apart, or in between

FEBRUARY-Domestic Animal: photo of a domestic animal, but no pets (dog, cat, bird, etc.)

MARCH-Ugly: title says It all-subject can be something like a bulldog & junk yard, facial expression, etc.



**APRIL SHOWCASE --- First Place Digital Winners**



*PICTORIAL COLOR*  
"Enjoying the View" Brian Duchin



*ASSIGNMENT*  
"Best Pecan Pie" John Kain



*PHOTOJOURNALISM*  
"Its Flooding Down in Texas" Jack Smith



*NATURE*  
"Green Heron" Ken Emrie




*MONOCHROME*  
"Rose in Christ Church" Mary Hunsicker



*CREATIVE (tie for 1st)*  
"San Jose BPO" Dick Boone



*CREATIVE (tie for 1st)*  
"Monkey on an Electric Wire" Peter Florczak



*CREATIVE (tie for 1st)*  
"Blue-Winged Teal Reflection" Ken Emrie



**APRIL SHOWCASE --- Second Place Digital Winners**



*PHOTOJOURNALISM*  
*"Safe" Brian Duchin*



*NATURE*  
*"Smile" John Kain*




*MONOCHROME*  
*"Evening Fountain Flow" John Kain*



*ASSIGNMENT*  
*"Squirrels Acorn" Jack Smith*



*PICTORIAL COLOR*  
*"Morning in the Tetons" Peter Florczak*



*CREATIVE*  
*"Cosmos" John Kain*



**APRIL SHOWCASE --- Third Place Digital Winners**



*PHOTOJOURNALISM*  
"Ready to Groom" Peter Florczak



*ASSIGNMENT*  
"Bag of Almonds" Peter Florczak



*PICTORIAL COLOR*  
"Rock Star" Steve Manchester



*NATURE*  
"Caiman Waiting" Peter Florczak



*MONOCHROME*  
"Miner" Brian Duchin



*CREATIVE*  
"Prairie Pair" Holly Emrie

# **GET TO MEET A CLUB MEMBER**

by Robert Moreno  
reno655@sbcglobal.net



---

This month we're spot lighting our fellow GSACC member, Mary Hunsicker, a member since 2010. Mary is truly an inspirational photographer, who describes her photography as both a hobby and a passion. When asked why she decided to take up photography, her answer in true Mary fashion said, well a certain person (hubby) was not shooting what she wanted and got tired of just watching him shoot. This was the launch of her hobby, her weapon of choice was the Canon G12 which produced stunning images from the get go. In her first participation, one of the images she submitted won 3<sup>rd</sup> place. As of now, she has upgraded to a Pentax K-3 dslr and continues to astonish us with her brilliant photos.

Mary's favorite subject matter to photograph is nature, she wants to express and show us all the beauty and pleasure that nature evokes when seen through her camera's view finder. Her point of view also tends to look at the "small picture", close up or even macro photos instead of the "big picture". By having a woman's fresh vision in our competitions, she raises the bar in the quality of photos for all.

Mary loves to travel, some of her favorite places to photograph were Ireland and New Zealand. She is married to our President Bill Hunsicker and is an important part of the club. She has helped the club grow and function in far too many ways to list. A wonderful sense of humor and extremely friendly makes Mary fun and easy to approach. Take the time to meet your fellow club members, we're all in the same club!





# BILL'S PHOTOGRAPHY

## TIPS AND TRICKS

by William Hunsicker  
whunsickerii@gmail.com

### LightRoom (LR) Development Module Effects and Camera Calibration Subpanels

Today, I want to discuss the use of the last two subpanels on the right side of the Development module. I'll start with the Effects subpanel. The "Effects" subpanel is used primarily to apply post crop vignetting. It can also be used to add grain of texture to an image. "Post-Crop" is a key issue here. If you had used the "Lens Vignetting" sliders in the "Lens Corrections" subpanel to apply a vignette, the vignette would be applied to the entire image as shot. Later cropping, could drop some or all of the vignette. Effects subpanel Vignetting will always be applied to the resulting image crop.

**Effects Subpanel** As you can see in Figure 1, at the top of the subpanel, is a "Highlight Priority" selection button. "Highlight Priority" is the default, which I normally use. There are two other possible selections "Color Priority" and "Paint Overlay." The best way to discover their effect is just to select each and observe the changes in your image. When amount is shifted from "0". As soon as you slide the Amount slider off "0", the four sliders below become active. As bright areas tend to shift the viewer's eye away from darker areas, I usually move the Amount slider to the left for darker vignettes, rather than right for lighter (white) vignettes. LR is not destructive, so experiment. You can see (Figure 2) shifting the "Midpoint" and "Roundness" can produce a wide range of effects. Moving both to the far left can create an antique edge effect. Double clicking on a slider title will reset that slider.

Grain can be added to the final image in a similar way. Once the Amount slider under Grain, is moved off zero, the other grain sliders become active.

**Camera Calibration** The two most used items in the Camera Calibration subpanel is the Process selector and the Profile selector buttons. The three Process Selector possibilities are 2012 (current), 2010, and 2003. Adobe has improved color over the years. The current best color representation for your camera is 2012. However, if you have images edited in earlier versions of LR and that used 2010 or 2003, then selecting the appropriate color processor will prevent changes to the display of those images. For JPG images, the only "Profile" option is "Embedded." For RAW files you will be offered a selection appropriate to your camera. They will be the same options that your camera vendor offers you for JPG images, Canon calls the options "Style." The rest of the sliders are sometimes used on large projects, where different vendor cameras are used in order to try to maintain extreme color consistency. Next time I will discuss using and creating "Presets"



Figure 1

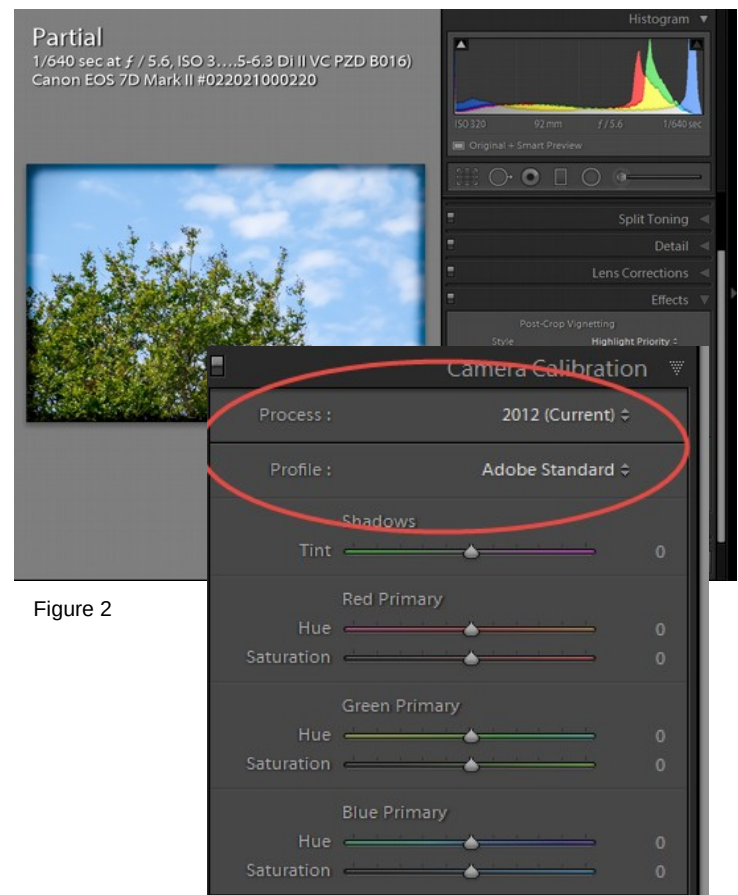


Figure 2

Figure 3

The graphic features the word "Upcoming" in a cursive, orange font above the word "EVENTS" in large, bold, white letters on red 3D block letters. The background is a light grey gradient with orange circular accents on the left and right sides.

1. All regular meetings take place at the Lions Field Adult Center, 2809 Broadway unless otherwise noted.
2. Thursday, May 5th GSACC educational meeting will be our annual awards meeting and dinner.
3. Thursday, May 21: GSACC print competition, 7:30 PM, (PRINT) Assignment is: Diamond
4. GSACC vs Houston annual Shoot out had only four members participate! We are looking into partnering with an alternative club. One that is perhaps closer to San Antonio?
5. There was an Executive Meeting on April 14th, Board Members agreed to verbal changes to defining in the following categories. CREATIVE, PHOTO JOURNALISM, and PICTORIAL Changes will take effect on January 1st. More information will be available as it is finalized.
6. The naming of photo entries has been simplified! This is up on our website already. Below is a sample to use for both DIGITAL and PRINT:
  1. Pictorial Color: P\_AK\_Title
  - Pictorial Monochrome: M\_AK\_Title
  - Nature: N\_AK\_Title
  - Photojournalism: J\_AK\_Title (Note that title will be read and can be up to 8 words)
  - Assignment: A\_AK\_Title
  - Creative: C\_AK\_Title
7. September 10-12, 2016, PSA will be in San Antonio. PSA organizers asked GSACC for a presentation to welcome convention attendees.
8. FREE photo editing software . . . GOOGLE is offering NIK plug-ins free of charge. You can find it at <https://www.google.com/nikcollection/>
9. GREY LEARNING. COM has great tutorials on the use of the free NIK plug ins offered by Google. <http://greylearning.com/courses/nik-bundle>
10. John Caine is going to give a workshop session on RESIZING our photos in Lightroom or Photoshop. Date is to be determined.
11. We will continue to strive to achieve CONSISTENT JUDGING. At the Executive Meeting it was decided to have permanent judges that are selected from our pool of Year End Winners.
12. CINCO DE MAYO (May 5th) has a special meaning for GSACC this year - that is the date of our annual End of Year Awards dinner, which will start at 6 PM. Dick Boone will bring the meats (turkey and brisket) from Rudy's and a big pot of home-cooked pinto beans. Volunteers are needed to provide salads, deserts, and drinks. Cost per person will be \$10.00, payable to our Treasurer, Peter Florczak. Of course you are welcome to just show up, but there might not be any extra dinners. We will have a closed loop "slide show" of all the images submitted for EOY competition displayed on our new Samsung 60 inch TV throughout the dinner. Awards will be presented following the dinner.
13. Brian Duchin is helping coordinate tours for the PSA Conference in September. At this time he's arranging after hour tours of the Missions, specifically Mission Espada, San Jose, and San Juan. More info will be shared as it becomes available.





## THE LAST PAGE

### FOR SALE

by GSACC MEMBER

Dick Boone has Olympus stuff he wants to sell : a Tamron 80-200 f3.8 lens - \$25.00. It is in excellent condition but he doesn't have an Olympus camera. Next : a Super Albinar Auto Tele Converter for Olympus - \$15.00. He has an Olympus T20 flash for \$10.00 and a Canon Speedlight 177A for \$10.00.



### THE NEXT COMPETITION

May's competition is PRINTS.

NOTE: That the club has changed the definition of "Monochrome". You can see the revised text under "Competition Rules." This brings us more in line with PSA guidelines, and should eliminate some of the past confusion. You can see the changes by going to our website at:

<http://www.gsacc.org/competition-rules--how-to-enter.htm>

PRINT CATEGORIES:

1. Pictorial Color Print
2. Pictorial Monochrome Print
3. Nature Print
4. Photojournalism Print
5. Assignment Print - Diamond
6. Creative Print

May's Assignment: 2016: (PRINT): Diamond: the rock or the shape of a diamond

FLASH SUBMISSION REQUIREMENTS: Articles: Text must be typed; e-mailed articles should be plain text, or Microsoft Word or Works attachments. The preferred size for images sent via e-mail is 1024x768 and the preferred format is JPEG.

E-mail address for submissions: [peterflorczak@gmail.com](mailto:peterflorczak@gmail.com)

Publication deadline: Submissions are due on the 20th day of the month before the desired publication month.

#### GSACC LEADERS 2016:

**President:** William Hunsicker  
[whunsickerii@gmail.com](mailto:whunsickerii@gmail.com)

**Vice President:** Tim Kirkland,  
[timkirkland@att.net](mailto:timkirkland@att.net)

**Secretary:** Robert Moreno  
[reno655@sbcglobal.net](mailto:reno655@sbcglobal.net)

**Treasurer:** Peter Florczak,  
[peterflorczak@gmail.com](mailto:peterflorczak@gmail.com)

**Board members:** Dick Boone  
[dickboone37@gmail.com](mailto:dickboone37@gmail.com)  
and Brian Duchin,  
[bpduchin@gmail.com](mailto:bpduchin@gmail.com)

#### CHAIRMEN:

**Print competitions:** Dick Boone  
[dickboone37@gmail.com](mailto:dickboone37@gmail.com)

**Digital Competitions:** John Kain  
[Art-by-John@att.net](mailto:Art-by-John@att.net)

**Digital coordinator:** Lance Meyer,  
[lancejmeyer@gmail.com](mailto:lancejmeyer@gmail.com)

**Assignments:** Tim Kirkland

**Awards:** Harold Eiserloh,  
[clips@peoplepc.com](mailto:clips@peoplepc.com)  
& Dick Boone

**Hospitality:** Mary Hunsicker

**Scorekeepers:** Ernie Clyma  
and Ed Sobolak

**Publications :** Peter Florczak  
[peterflorczak@gmail.com](mailto:peterflorczak@gmail.com)

**Webmaster:** Jemima D. Munnangi  
[divyajemima@gmail.com](mailto:divyajemima@gmail.com)

## FLASH MAY 2016

Greater San Antonio Camera Club

Editor: Peter Florczak

P. O. Box 700171

San Antonio, TX 78270