



FLASH



Member since
1951

Volume 58 - ISSUE 8 - August 2015

GREATER SAN ANTONIO CAMERA CLUB

WWW.GSACC.ORG



**The making of *Flash* covers,
Page 4**

Rule reminders, Page 4

**Basketball photo shoot set,
Page 5**

**Postcard contest planned,
Page 5**

Peter's column, Page 6

Competition results, Page 7



Mission Entrance

by Peter Florczak



Moving Day

by Dick Boone

**JULY
SHOWCASE**

See more of our photos online at <http://www.gsacc.org/photo-gallery.html>



American Lady

by Steve Manchester



Spring Tulips

by Mary Hunsicker

**JULY
SHOWCASE**

See more of our photos online at <http://www.gsacc.org/photo-gallery.html>

On the cover



BY ADAM KINCHER

This month's cover image is from GSACC's archives. This image is *Bottle Brush*, by former GSACC member Terry Ruvalcaba. It is from 2008.

Selecting an image for each month's *Flash* cover sometimes isn't easy. We receive many good images in our competitions each month. However, occasionally I can't seem to find one that works well for the cover.

For the cover, an image has to work well with text around it. Many vertical images don't work well with text at the top:



As you can see from the example at the bottom of the previous column, the text covers the top of the tulips. One option would be to re-size the photo and place it below the text, but that can leave too much blank space on the sides.

In a few issues of the *Flash*, I've tried some other layouts, including placing the title at the side or bottom of the cover. Looking back, some of those layouts looked okay at the time, but I wouldn't try them again today.

I started publishing the *Flash* with the October 2007 issue, and introduced covers that showcase photos with the September 2012 issue. While my preference is to use current photos for newsletter covers, I have an archive with images that may make good covers. So, I may occasionally use some of those.

One other challenge in finding suitable cover images is that I have to choose photos that will look good in monochrome for the few members who receive printed issues. Too much black ink can cause printer jams.

I also like to use a variety of photos. For example, if a photo of a bird is on the cover one month, I will choose a different subject the next month. Covers could easily become "bird of the month" pages.

That concludes this behind-the-scenes look at the making of the *Flash*.

Digital image rules revisited

BY ADAM KINCHER

August is a digital competition month. I receive quite a few digital entries that do not have correct title formats. As a reminder, here are GSACC's rules for naming and submitting files:

Digital images should be a minimum of 1024x768. Any digital files that are too small may not project properly.

When labeling entries, use P for Pictorial, N for Nature, A for Assignment categories, PJ for Photojournalism, C for Color, M for Monochrome, your initials, and the Image title name. Please note the _ (underscore) which is not a - (dash). In the case of two people having the same first and last initials then three initials must be used: i.e. LJM for Lance J. Meyer.

For the two Pictorial image categories, use a file name for the image which indicates the category and whether it is color or monochrome. Example: P_C_LM_Church.jpg

There is no need to indicate color or monochrome for the other three categories since all entries (color and monochrome) in each category will be judged together. Example: N_LM_Bird.jpg

Digital participants should make sure that their image files are properly titled. If the files are not labeled correctly by the maker, they will not be used. The competition chairman will not guess which category the maker intended to enter.

See RULES on Page 5.

RULES from Page 4:

File name format examples:

Pictorial Color: P_C_AK_Title

Pictorial Monochrome: P_M_AK_Title

Nature: N_AK_Title

Photojournalism: PJ_AK_Title

Assignment: A_AK_Title


Creative: CR_AK_Title

Here are some common mistakes that I've seen:

1. Not naming the file, I usually make an effort to determine the intended category/ However, sometimes I'm not able to determine the photographer's intentions.
2. Submitting multiple entries for categories. Remember, only one submission is allowed for each category. If I receive multiple submissions from one photographer for a category, I will use whichever entry I received first.
3. Putting C or M with Nature, Photojournalism or Assignment. There is no need to indicate if these images are color or monochrome.
4. Starting the image title with "C", so I'm not sure if it is supposed to be placed in Pictorial Color or Creative.

Please keep in mind that title mistakes could cause entries to be placed in wrong categories, or removed from competition if the category can't be determined. Please e-mail me if you gave questions or need help with naming files.

Basketball photo shoot is August 2nd



BY BRIAN DUCHIN
bpduchin@gmail.com

There are still plenty of tickets available to photograph a San Antonio Stars basketball game.

This a rare opportunity, as professional basketball teams normally do not permit pictures during a game. However, club members attending will be issued media passes and allowed to photograph from their seats. It's a great chance to hone your available light action photography skills. Friends and family members are welcomed.

On Sunday August 2nd we will meet at 2:30 at the doors to the main entrance of the Joe Freeman Coliseum.

Tickets are \$30.00 per person. Here is the ticket link and instructions on how to purchase your tickets:

<https://oss.ticketmaster.com/html/go.html?l=EN&t=silverstars&o=21743801&g=6068>

Postcard contest planned for September 3



GSACC will offer a postcard contest on Thursday, September 3. Here are the rules:

Each member will be given three poker chips. The entered postcards will be displayed on a table. Put your chips on your favorites. You can put one on three different cards, all three chips on one, or any combination you wish. Try to abstain from voting for your own, although that will be on the honor system.

After everyone has voted we will tally up the chips, and the top three cards are the winners for the evening. We won't give ribbons or certificates for this, it's just plain bragging rights.

The results will be forwarded to Adam by Ernie for posting in the *Flash*. Winners will be expected to forward digital copies of the winning cards to gsaccphoto@gmail.com within one week. Label them "PCard_Place_Name" where "Place" is 1, 2 or 3. and "Name" is the name you wish to give the image.

How do you make a postcard?

First, a postcard is any image YOU deem to be of postcard quality that conveys a simple message.

Examples, "Wish you Were Here", "Save the Date"

Add some text, a saying, a description. "Visit This Place or That", "Come Party with us", "A penny for your thoughts", "Happy margarita day" == whatever fits your image.

Then print it on 4x6 paper, color or black and white. This could not be simpler/ Let's keep it to only 3 cards per member.

Keep your name and any identifying information on the back of the print.





Peter's Photography Tips & Tricks

BY PETER FLORCZAK

peterflorczak@gmail.com

This month's tips are all very random, but still I think you will find them interesting, and hopefully informative too. If the links below don't work, just copy and paste them in your favorite browser and then hit ENTER.

Don't forget to visit our website. If you haven't checked it out lately, please do so. Adam has been hard at work in trying to keep it updated"

<http://www.gsacc.org/>

You can also visit our little used Facebook page at: <https://www.facebook.com/pages/Greater-San-Antonio-Camera-Club>

1. For those of you looking to spend as little as possible on your photo software, here is a nice collection of some free ones, and we all like free — right?

5 Pieces of Free Post Production Software for Photographers
Lightstalking.com
By Jason Row

Free software. In the past, this phrase to many of us suggested, poor quality, clunky and inefficient. Times have changed, however, and in the photographic world there is a veritable abundance of excellent, powerful software for the princely sum of zero. Not only are there editing programs, but also fully featured image management software. Today we are going to take a look at five of the best programs that you cannot buy.

<http://www.lightstalking.com/free-post-production-software/>

2. If you are looking to purchase some new camera gear than this is the video for you. I really enjoyed it too.

The Best and Worst Cameras and Lenses of 2014, According to The Camera Store
Published on December 11, 2014 by Michael Zhang

Canadian camera shop The Camera Store has posted the video above naming its selections for this year's best and worst camera gear. It's 19-minutes long, and features hosts Chris and Jordan discussing some of camera, equipment, and trends that made a mark on 2014 in good and bad ways.

<http://petapixel.com/2014/12/11/best-worst-cameras-lenses-2014-according-camera-store/>

3. A fascinating look at yet another use for your ever-growing list of photographs.

How To Transfer Prints To Wood: An Awesome Photography DIY Project
Digital Photography School
A Post By: James Brandon

I have several aviation photos in my portfolio and Kristin said she wanted to print the photo on wood. I had no idea what she was talking about or how that was even possible, but I listened and let her do her thing. So here's how to get from the 'Before' image to the 'After' image. You're gonna love it!

<http://digital-photography-school.com/how-to-transfer-prints-to-wood-an-awesome-photography-diy-project/>

4. I use both, but if you are looking to pick one service over another this article might help you choose.

The Pogue Review: Flickr vs. Google Photos — Which Free Photo App Is Better?
Yahoo Tech
By David Pogue

In the last month, two new free services have opened up that make that kind of disaster impossible: Flickr 4.0 and Google Photos. Quietly, automatically, and privately, they back up all your photos from all your devices — computer, phone, tablet, flash drives, old hard drives, everything — to a password-protected online site. All your photos, past, present, and future.

Editor's note: More columns are online at <http://www.gsacc.org/photo-forum.html>





JULY HIGHLIGHTS: Dick Boone had two first-place prints, and placed in every category. Mary Hunsicker also placed in every category. Peter Florczak had two first-place entries and placed in four of the five categories.

PICTORIAL PRINTS COLOR:

1st place: Beach Fog, by Peter Florczak
2nd place: Sunrise Pelican, by William Hunsicker
3rd place: Chalk Artist, by Dick Boone
HM: Spring Tulips, by Mary Hunsicker

PICTORIAL PRINTS MONOCHROME:

1st place: Post Art, by Peter Florczak
2nd place: Great Blue Heron, by William Hunsicker
3rd place: Tita, by Dick Boone
HM: Storm Coming Port Arthur Pier, Steve Manchester

NATURE PRINTS:

1st place: American Lady, by Steve Manchester
2nd place: Thumbnail Snail, by Mary Hunsicker
3rd place: Beach Cleanup, by Dick Boone
HM: Foggy Morning, by Peter Florczak

PHOTOJOURNALISM PRINTS:

1st place: Moving Day, by Dick Boone
2nd place: Jam Session, by Mary Hunsicker
3rd place: Watching Work, by Peter Florczak

XREATIVE PRINTS:

1st place: No Longer Needed, by Dick Boone
2nd place: Mission Entrance, by Peter Florczak
3rd place: Misty Butterfly, by Mary Hunsicker
HM: Watercolor Tiger, by William Hunsicker

Thank you to Richard Briscoe, Holly Emrie and Ken Emrie for judging the July prints. There were not enough submissions for competition in the Assignment category.

Upcoming assignments

September: The bridge: Get an unusual or artistic picture of a bridge.
October: Get spooked: Make an image suitable for Halloween.
November: Famous art: Create a photo interpretation of a famous work of art but without that item in the picture.
December: Curves: Find a subject containing major curves.

Sunday, August 2: San Antonio Stars [hoto shoot at Freeman Coliseum, 2:30 p.m. More details on Page 4.

Thursday, August 6: GSACC educational meeting, 7:30 p.m. Topic: "Photoshop WOW" Factor" presented by Ross Benton. More details on Page 3.

Thursday, August 20: GSACC digital competition, 7:30 p.m.

Thursday, September 3: GSACC educational meeting, 7:30 p.m. Educational videos presented by Tim Kirkland and postcard contest.

Thursday, September 17: GSACC print competition, 7:30 p.m.

Thursday, October 1: GSACC educational meeting, 7:30 p.m. Topic: "Street Photography" presented by Joseph Walsh.

Thursday, October 15L GSACC digital competition, 7:30 p.m.

All regular meetings take place at the Lions Field Adult Center, 2809 Broadway unless otherwise noted.

THE NEXT COMPETITION

August's competition is digital.

DIGITAL CATEGORIES:


1. Pictorial Color Digital
2. Pictorial Monochrome Digital
3. Nature Digital
4. Photojournalism Digital
5. Assignment Digital
6. Creative Digital

August Assignment: Industry/construction: Show people in construction or industrial activity.
Please e-mail entries to gsaccphoto@gmail.com by **Monday, August 17.**

DON'T MISS THE DEADLINE!

PHOTO HUMOR

SIZE AND STUPIDITY




AERIAL PHOTOGRAPHY.

What The Duck



© 2011 What The Duck



<http://www.whattheduck.net/>

GSACC LEADERS 2015:

President: William Hunsicker,
whunsickerii@gmail.com

Vice President: Tim Kirkland,
timkirkland@att.net

Secretary: Donna Vaughan,
donnav@me.com
and Ernie Clyma,
eclyma@satx.rr.com

Treasurer: Peter Florczak,
peterflorzak@gmail.com

Board members: Dick Boone,
dickboone37@gmail.com
and Brian Duchin,
bpduchin@gmail.com

CHAIRMEN:

Print competitions:

Dick Boone

Digital coordinator: Lance Meyer,
lancejmeyer@gmail.com

Assignments: Tim Kirkland

Awards: Harold Eiserloh,
clips@peoplepc.com

Hospitality: Mary Hunsicker
Scorekeepers: Ernie Clyma
and Ed Sobolak

Publications and Webmaster:
Adam Kincher
adamkincher@sbcglobal.net

FLASH SUBMISSION REQUIREMENTS: Articles: Text may be handwritten or typed; e-mailed articles should be plain text, or Microsoft Word or Works attachments. The preferred size for images sent via e-mail is 1024x768 and the preferred format is JPEG.

E-mail address for submissions: adamkincher@sbcglobal.net

Publication deadline: Submissions are due on the 20th day of the month before the desired publication month.

FLASH AUGUST 2015

Greater San Antonio Camera Club

Editor: Adam Kincher

P. O. Box 700171

San Antonio, TX 78270